




# B4 MIC PRE DAUGHTER CARD

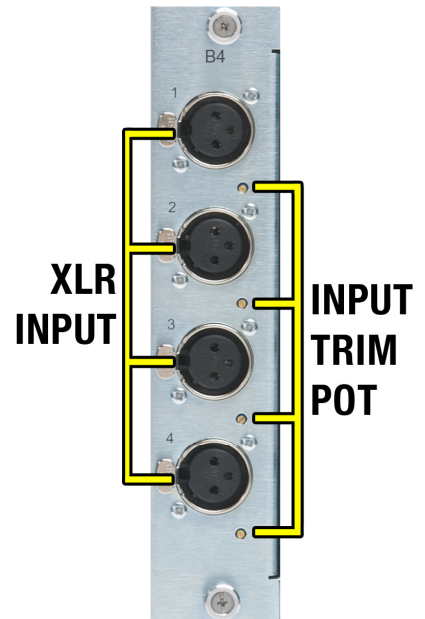
## QUICK START GUIDE

B4 rev C and later



POSITION	GAIN
LINE	0dB
2	13dB
3	17dB
4	21dB
5	25dB
6	28dB
7	31dB
8	37dB
9	45dB
10	56dB

Calibrated to -18dBFS = +4dBu



### MAXIMUM GAIN SETTING

56dB maximum gain with LINE level calibrated to +4dBu = -18dBFS, default

59dB maximum gain with LINE level calibrated to +4dBu = -16dBFS, highest trim level

Gain scales with calibration

### Frequency Response

LINE level, 0dB Gain, -0.03dB @ 10Hz, -1.5dB @ 30kHz

Full Gain, 59dB Gain, -0.03dB @ 10Hz, -2.5dB @ 30kHz


### Input Impedance

LINE 10k Ohms

MIC 2.5k Ohms

# REGISTER YOUR PRODUCT TO ACTIVATE WARRANTY


[burlaudio.com/register](http://burlaudio.com/register)



## Jumper Settings for “JP1”

### Jumper B - Avid Delay Matching:

Install jumper B for Avid delay compensation. (Image 1)



**Image 1 : Avid Delay Matching**  
Jumper installed on B